

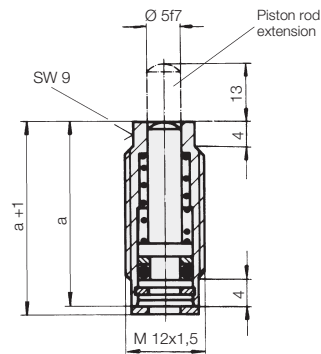


ROEMHELD

Issue 11-08 E

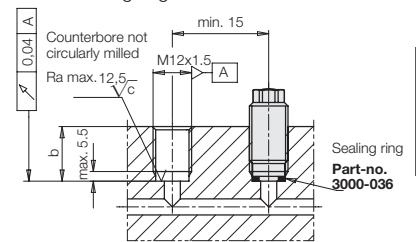
B 1.458

Threaded-Body Cylinder single acting with spring return max. operating pressure 160 / 500 bar

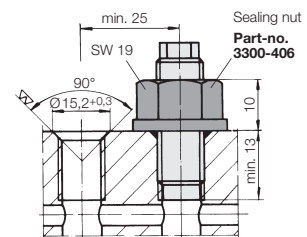


Installation possibilities and accessories

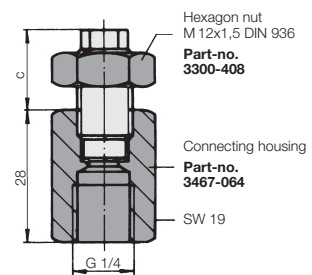
1. Screw-in thread and sealing ring



2. Screw-in thread and sealing nut



3. Connecting housing and lock nut



Description

These threaded-body cylinders are particularly suitable for clamping of smaller workpieces in multiple clamping fixtures. The minimum cylinder pitch is only 15 mm.

Sealing is made with the supplied sealing ring in the threaded hole.

The sealing nut, delivered as accessory, allows adjustment of the cylinders 1458-002 and 1458-012 so that workpiece tolerances of more than 20 mm can be compensated. Admissible seating torque of the sealing nut 25 Nm!

Threaded in the mounting body the cylinder can also be connected individually. Depending on wall strength and fixing method (thread or bore) a certain adjustment is possible.

Material

Piston material: casehardening steel, hardened

Cylinder body: free-cutting steel

Important notes

Threaded-body cylinders must not be subjected to a load in retracted position.

Cylinders have to be protected against direct influences of aggressive cutting lubricants and coolants.

Operating conditions, tolerances and other data see data sheet A 0.100.

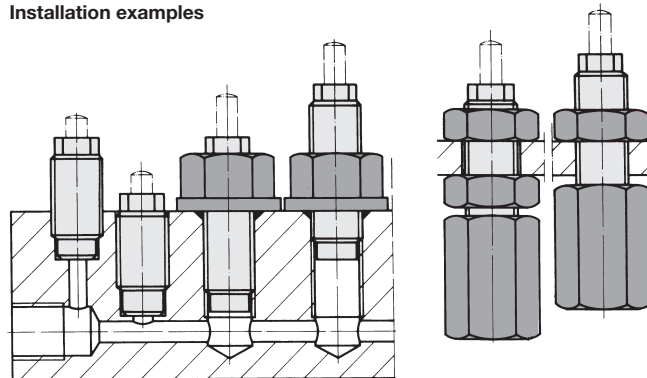
Piston Ø	[mm]	8	8
Stroke	[mm]	5	10
Clamping force 100 bar	[kN]	0.5	0.5
at 500 bar	[kN]	2.5	2.5
Min. operating pressure	[bar]	5	5
Oil volume/10 mm stroke	[cm ³]	0.5	0.5
Piston area	[cm ²]	0.5	0.5
Spring return force, min.	[N]	15	15
a	[mm]	27	40
b	min. [mm]	11	11
	max. [mm]	24	37
c	[mm]	17	30
Max. seating torque	[Nm]	10	10
Weight	[g]	16	24

Part-no. - with sealing ring 1458-001 1458-002
Part-no. - with sealing ring and piston rod extension 1458-011 1458-012

Version with minimum leakage rate for operating pressure up to 160 bar e.g. for applications with many operating cycles

Part-no. - with sealing ring 1458-101 1458-102
Part-no. - with sealing ring and piston rod extension 1458-111 1458-112

Installation examples



Subject to change without notice