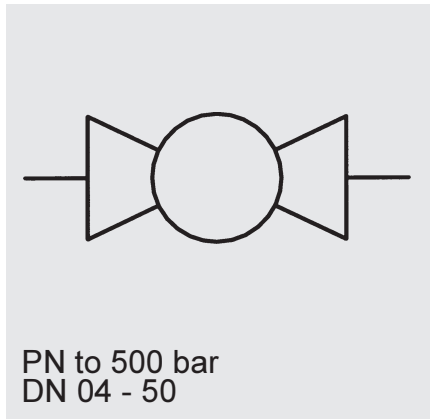


Ball Valves with Pneumatic Actuator

KHB / KHM



Model code
(also order example)

KHB G1/4 1114 AP.NE + 3DC + E

Designation

KHB = block type ball valve DN 04 - 25
KHM = sleeve type ball valve DN 32 - 50

Connection

Material code

1	1	1	4
Steel	Steel	Synthetic material (POM)	Viton (FKM)
Housing	Ball	Ball seals	Soft seal
Connection adaptors			
Control spindle			
3	3	1	4
Stainless steel (AISI316Ti)	Stainless steel (AISI316Ti)	Synthetic material (POM)	Viton (FKM)
Housing	Ball	Ball seals	Soft seal
Connection adaptors			
Control spindle			

(other material combinations on request)

Actuator designation

AP pneumatic actuator
N low pressure range up to 50 bar
H high pressure range up to max. 500 bar
E spring return actuator
D double-acting actuator
 (eg: AP.HD - pneumatic actuator for high pressure range, double-acting)

Option for directional valves

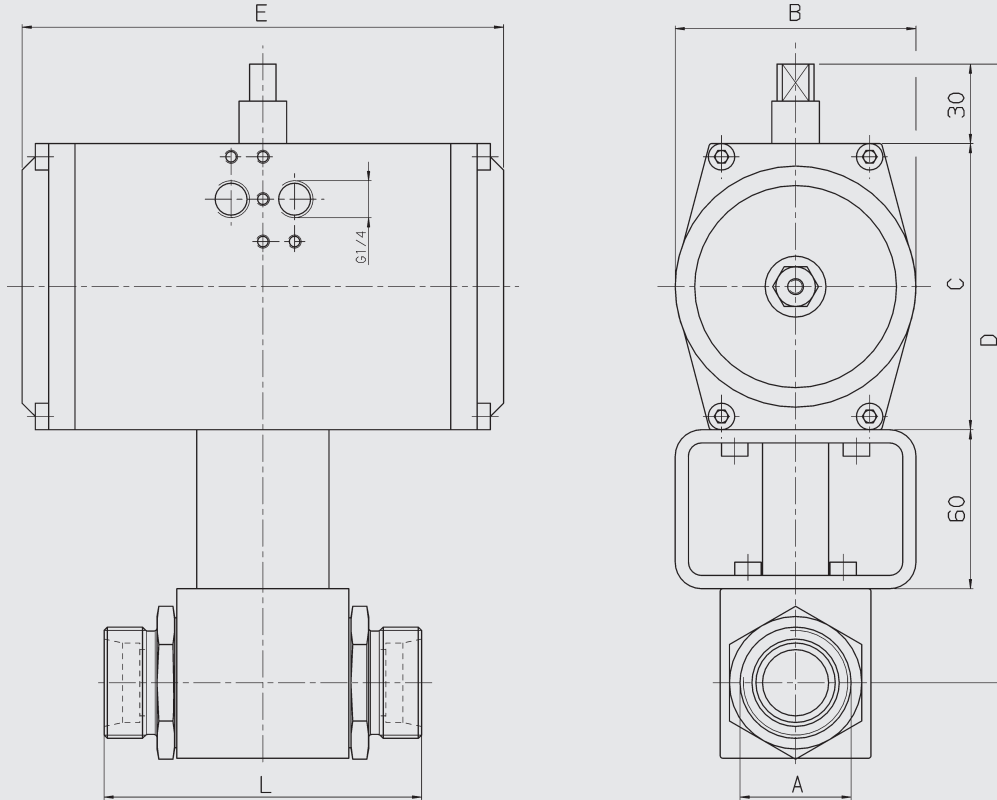
3 3/2 directional Namur control valve
5 5/2 directional Namur control valve
DC 24 V
AC 230 V 50 Hz

Option for position switch

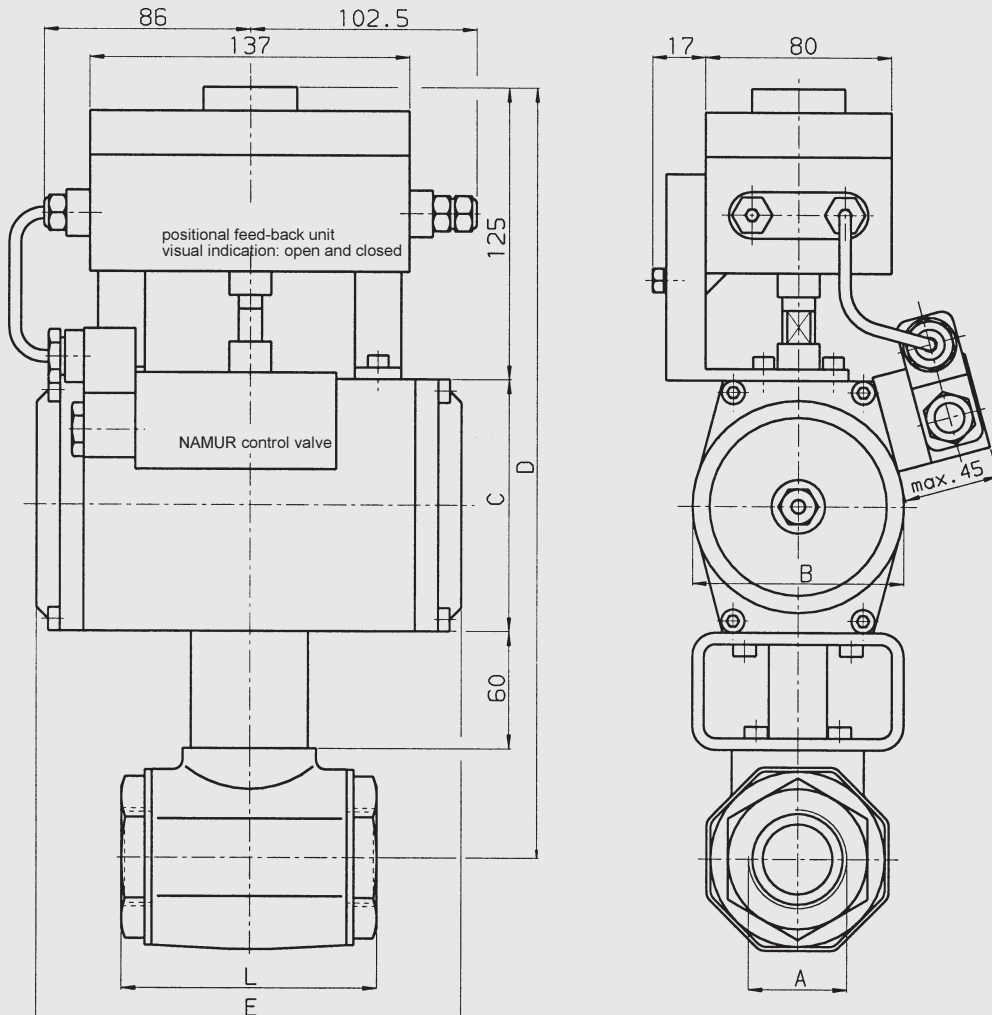
E electro-mechanical, visual indication open and closed
I contactless (inductive), visual indication open and closed

Dimensions

KHB with pneumatic actuator



KHM with pneumatic actuator, control valve and limit control



Whitworth - internal thread to ISO 228										
Connection A	G1/8	G1/4	G3/8	G1/2	G1/2	G3/4	G1	G11/4	G11/2	G2
DN	04	06	10	13	16	20	25	32	40	50
L	69	69	72	83	83	95	113	110	130	140

Threaded pipe connection - light range to DIN 2353										
Connection A	06LR	08LR	10LR	12LR	15LR	18LR	22LR	28LR	35LR	42LR
DN	04	06	08	10	13	16	20	25	32	40
L	67	67	74	74	82	82	101	108	141	162

Threaded pipe connection - heavy range to DIN 2353										
Connection A	08SR	10SR	12SR	14SR	16SR	20SR	20SR	25SR	30SR	38SR
DN	04	06	08	10	13	13	16	20	25	32
L	73	73	76	80	86	90	90	109	120	153

Ball valve with pneumatic actuator, spring return											
DN	Low pressure range up to PN 50 bar					High pressure range up to max. PN 500 bar					
	B	C	D	E	Weight [kg]	B	C	D	E	PN [bar]	Weight [kg]
04/06-SW06	59	74	181	127	2.0	83	100	207	160	500	3.7
08/10/13	59	74	187	127	2.5	91	108	221	182	500	4.4
16	70	88	204	139	3.2	100	117	233	215	400	5.5
20	83	100	222.5	160	4.6	120	140	262.5	222	315	8.2
25	91	108	233.5	182	6.0	120	140	265.5	294	315	11.4
32	100	117	253.7	215	7.8	120	140	276.7	294	315	12.4
40	120	140	282.7	222	11.3	137	160	302.7	300	315	15.9
50	120	140	290.2	294	16.0	172	198	348.2	350	315	23.2

Ball valve with pneumatic actuator, double-acting											
DN	Low pressure range up to PN 50 bar					High pressure range up to max. PN 500 bar					
	B	C	D	E	Weight [kg]	B	C	D	E	PN [bar]	Weight [kg]
04/06-SW06	53	66	173	110	1.7	70	88	195	139	500	2.6
08/10/13	53	66	179	110	1.9	83	100	213	160	500	3.5
16	59	74	190	127	2.4	91	108	224	182	400	4.3
20	70	88	210.5	139	3.6	91	108	230.5	182	315	4.9
25	83	100	225.5	160	5.4	100	117	242.5	215	315	6.4
32	91	108	244.7	182	6.6	120	140	276.7	222	315	9.0
40	100	117	259.7	215	8.7	120	140	282.7	294	315	12.4
50	100	117	267.2	215	11.0	120	140	290.2	294	315	14.7

Technical specifications:

Mounting position:	optional
Ambient temperature:	- 10 °C to + 80 °C
Nominal pressure:	up to PN 500 bar (see pressure range)
Operating fluids:	mineral oil to DIN 51524 Part 1 and Part 2 (other media on request)
Temperature of operating fluid:	- 10 °C to + 80 °C
Spare parts:	Seal kits available on request

Other types of ball valves (eg: flange, 3 and 4 way, manifold mounted ball valves etc.) are also available with pneumatic, electrical or hydraulic actuators.

Note:

The information in this brochure relates to the operating conditions and applications described.
For applications or operating conditions not described, please contact the relevant technical department.
Subject to technical modifications.