



## Handles

### SW 06-22

**Model code**  
(also order example)

Handle

AG

SW12

#### Designation

Handle

#### Materials and type

AG (01) = aluminium, straight

ZG (03) = zinc die-casting, straight

AK (02) = aluminium, cranked

ZK (04) = zinc die-casting, cranked

SK (06) = steel, cranked

SK (26) = steel, cranked, long (SW 17 only)

#### Width of control spindle square

SW 06

SW 09

SW 12

SW 14

SW 17

SW 22

Other handles (e.g. stainless steel) on request

## Description

HYDAC handles are designed to switch shut-off valves/ball valves. They are available in two models:

### Clamped handle

The handle is pushed onto the square end of the ball valve spindle and clamped to the square by means of a screw through the end of the handle.

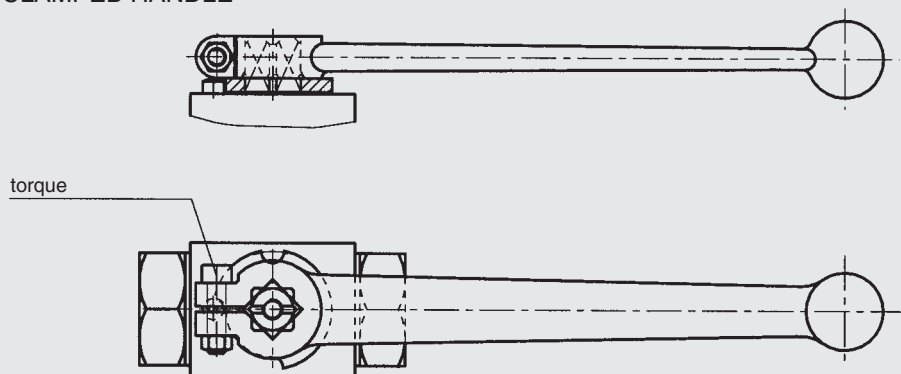
### Bolt-on handle

The handle is screwed to the ball valve control spindle by means of a fixing bolt from above.

Both types of handle can be displaced by 45°.

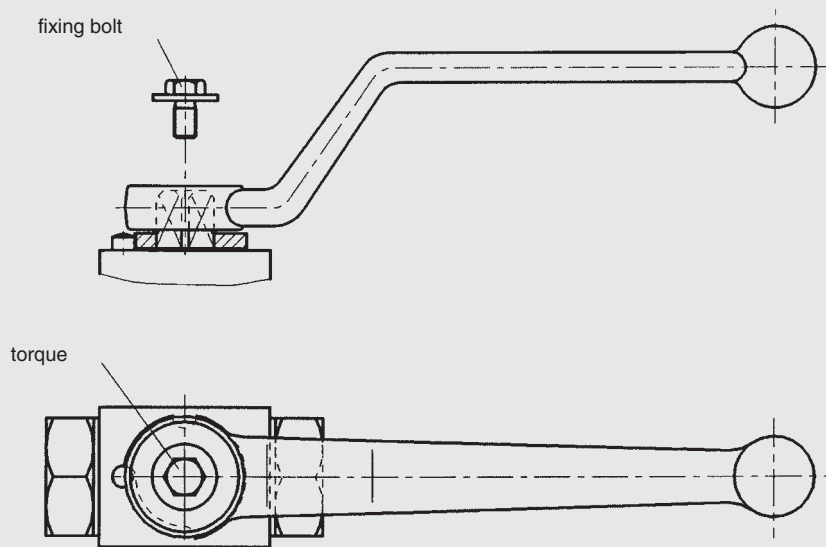
The fixing bolts for the bolt-on handles must be ordered separately..

#### CLAMPED HANDLE



	SW 09	SW 12	SW 14	SW 17	SW 22
	M 5 x 20	M 5 x 20	M 6 x 30	M 6 x 30	M 8 x 40
Torque	3 Nm	3 Nm	5 Nm	7 Nm	10 Nm


#### BOLT-ON HANDLE



	SW 06	SW 09	SW 12	SW 14	SW 17
Fixing bolt	M 3 x 6	M 5 x 10	M 5 x 12	M 6 x 10	M 8 x 16
Torque	0.5 Nm	3 Nm	3 Nm	3 Nm	5 Nm

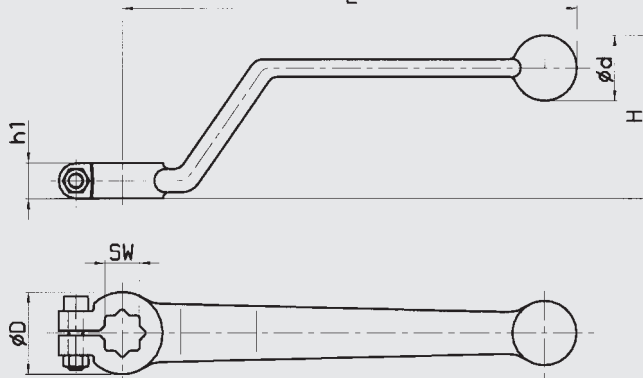
## Dimensions

### STRAIGHT HANDLE - CLAMPED HANDLE



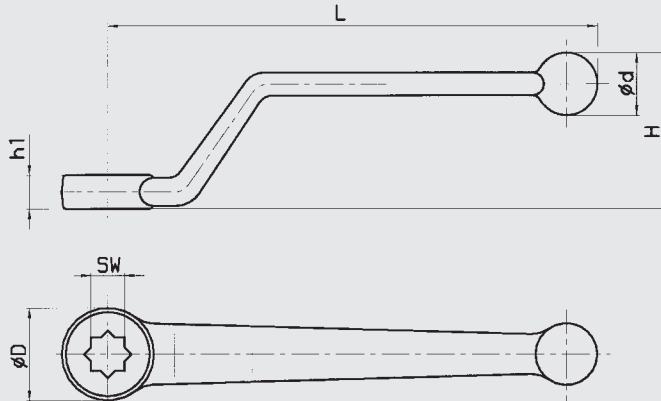
L	$\varnothing D$	$\varnothing d$	$h_1$	SW	Type	Stock number	Weight (kg)
150	22	15	10	09	ZG (03)	559419	0.090
150	25	20	11	09	AG (01)	270099	0.054
175	28	22	12	12	AG (01)	270100	0.073
200	32	24	12	14	AG (01)	270101	0.096
240	36	26	14	17	AG (01)	270311	0.120

### CRANKED HANDLE - CLAMPED HANDLE



L	H	$\varnothing D$	$\varnothing d$	$h_1$	SW	Type	Stock number	Weight (kg)
140	41	25	20	11	09	AK (02)	271423	0.054
163	52	28	22	12	12	AK (02)	270381	0.072
183	54	32	24	12	14	AK (02)	270382	0.097
227	55	36	26	14	17	AK (02)	270383	0.120
360	70	44	32	18	22	AK (02)	281604	0.290

### CRANKED HANDLE - BOLT-ON HANDLE



L	H	$\varnothing D$	$\varnothing d$	$h_1$	SW	Type	Stock number	Weight (kg)	Fixing bolt/washer Stock no.
76	27	16	12	6	06	ZK (04)	554893	0.030	637051
108	28	22	10	9.5	09	ZK (04)	556352	0.053	637052
169	59	31	18	12.5	12	SK (06)	275036	0.280	639387
169	59	31	18	12.5	14	SK (06)	282976	0.275	638601
228	80	34	20	14	17	SK (06)	273662	0.342	638600
306	81	35	22	16	17	SK (26)	561681	0.591	638600
300	75	45	18	16	22	SK (06)	3031969	0.603	616888 / 6005602

## Technical specifications

### Material:

Aluminium - red anodised  
 Zinc die-casting - blue zinc-plated  
 Steel handle - blue zinc-plated

### Widths of control spindle square

SW 06, SW 09, SW 12, SW 14,  
 SW 17, SW 22

### Note

The information in this brochure relates to the operating conditions and applications described. For applications or operating conditions not described, please contact the relevant technical department. Subject to technical modifications.